

MODULATE

THE ORIGINAL MAGNETIC SOLUTION

TM



MODULATE™

THE ORIGINAL MAGNETIC SOLUTION

™



Modulate™ 420
400(w) mm x 2000(h) mm*




Modulate™ 424
400(w) mm x 2400(h) mm*



Modulate™ 820
800(w) mm x 2000(h) mm



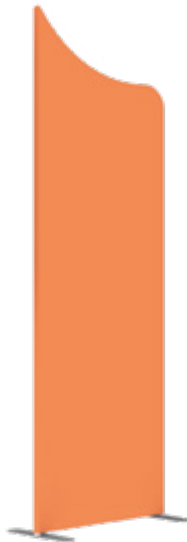
Modulate™ 824
800(w) mm x 2400(h) mm




Modulate™ 2020
2000(w) mm x 2000(h) mm



Modulate™ 2024
2000(w) mm x 2400(h) mm



Modulate™ SLOPE 1
800(w) mm x 2300(h) mm



Modulate™ SLOPE 2
800(w) mm x 2400(h) mm

*Not available with squared top corners.

Modulate™ includes 14 aluminium tubular frames (Ø30 mm) that can be used with double-sided printed textile graphics.

These modules can be used by themselves or combined to create hundreds of possible configurations. Units come with rounded top edges as standard, but can be upgraded to square corners for a contemporary look.*

The different structures are classified according to their width or shape. The colour of the module corresponds to the coding system on the structure. The range also includes a counter. Connect 2 or more counters to create a large countertop.

Each frame is supplied with a Modulate™ carry bag with dedicated slots for the feet and graphics.



Modulate™ 1020
1000(w) mm x 2000(h) mm



Modulate™ 1024
1000(w) mm x 2400(h) mm



Modulate™ 1820
1800(w) mm x 2000(h) mm




Modulate™ 1824
1800(w) mm x 2400(h) mm



DOOR
800(w) mm x 2000(h) mm



DOOR
800(w) mm x 2400(h) mm



Modulate™ COUNTER
800(w) mm x 1015(h) mm

MODULATE

THE ORIGINAL MAGNETIC SOLUTION

TM



RECONFIGURABLE EXHIBITION SPACE



MODULATE

THE ORIGINAL MAGNETIC SOLUTION

TM

SCALABLE STRUCTURES


To add greater versatility to your Modulate™ structures, you can add a 400mm tubular extension, allowing you to change the height of your frame from 2000 mm to 2400 mm.

Easily inserted between two sections, this extension allows you to use the same frame at two different heights.

Units come with rounded top edges as standard, but can be upgraded to square corners for a contemporary look. *



2000 mm




Square corner option



2400 mm

*Corners are not available for all frames. Please see pages 2 and 3.

MAGLINK CONNECTORS: SIMPLE, FAST AND RECONFIGURABLE



Get creative by combining the different sizes and shapes of Modulate™ frames.

Thanks to the exclusive patented MagLink magnetic system built into the structure, you can connect the frames by simply touching them together.



Simply position the frames at your desired angle

 **PATENTED**
TECHNOLOGY



360° MagLink system. Each structure includes 4 magnets that allow you to connect the frames together without any need for tools.

MODULATE

THE ORIGINAL MAGNETIC SOLUTION

TM



CREATE STYLISH MEETING AREAS



RETAIL SOLUTIONS

The versatility and variety of Modulate™ frames make them the ideal choice for decorating interior spaces.

The same frames can be arranged in different ways to redesign your POS advertising.



RECONFIGURABLE EXHIBITION STANDS

Easy to transport and assemble, Modulate™ frames can be used to create a stand.

Modulate™ offers the freedom to redesign your stand as many times as you want, guaranteeing an excellent return on your investment.



IMAGE WALLS FOR EVENTS

The use of large-format graphics is particularly suited to the world of events and promotions.



WINDOW AND POS ADVERTISING

Attract greater attention to your shopfronts and windows.

Modulate™ offers a range of excellent solutions for organising retail spaces, allowing you to refresh your message and play with the available display space.



CREATING WORKSPACES

Creating simple private reception spaces, partitions or office spaces with the Modulate™ frames.

The large customisable surfaces can also be used for decoration as well as brand communication.



SHOWROOMS

Enhance the impact of your product and re-imagine your showroom with quick and easy to install Modulate™.

Modulate™ allows your brand to be more striking and immersive and your products to be more visible.



MODULATETM